



ESF / ESF Reporting

ESF Reporting

Please select an annual report to edit/submit

Higher Education Emergency Relief Fund (HEERF)

IHE Name	IHE Duns #	Annual Report	Status	Access Form
INTER AMERICAN UNIVERSITY OF PUERTO RICO OPTOMETRY SCHOOL	049742781	Year One	Closed	<input type="button" value="Enter"/>
UNIVERSIDAD INTERAMERICANA DE PUERTO RICO, INC.	049742781	Year Two	Submitted	<input type="button" value="Enter"/>



HEER

Recipient Reporting Data Collection - Year Two

Submitted

Submitted: apagan@opto.inter.edu - 5/6/2022, 3:10:49 PM

Instructions

This data collection form applies to the following HEERF categories authorized under the Coronavirus Aid, Relief, and Economic Security (CARES) Act (HEERF I), the Coronavirus Response and Relief Supplemental Appropriations Act, 2021 (CRRSAA) (HEERF II), and the American Rescue Plan Act of 2021 (ARP) (HEERF III):

- Student Aid (ALN 84.425E) [(a)(1) program fund]
- Institutional Portion (ALN 84.425F) [(a)(1) program fund]
- Historically Black Colleges and Universities (HBCUs) (ALN 84.425J) [(a)(2) program fund]
- American Indian Tribally Controlled Colleges and Universities (TCCUs) (ALN 84.425K) [(a)(2) program fund]
- Minority Serving Institutions (MSIs) (ALN 84.425L) [(a)(2) program fund]
- Strengthening Institutions Program (SIP) (ALN 84.425M) [(a)(2) program fund]
- Fund for the Improvement of Postsecondary Education (FIPSE) (ALN 84.425N) [(a)(3) program fund]
- Proprietary Institutions Grant Funds for Students (ALN 84.425Q) [(a)(4) program fund]
- Supplemental Assistance to Institutions of Higher Education (SAIHE) (ALN 84.425S) [(a)(3) program fund]

The information collected on this form will be reviewed by the U.S. Department of Education to ensure that HEERF grant funds are used in accordance with applicable requirements under the HEERF grant program and will be shared with the public to promote transparency regarding the allocation and uses of funds. Furthermore, the information collected will be analyzed to provide aggregate statistics on institutional uses of HEERF grant funds to address the impacts of COVID-19 on students and institutions. This report should be completed based on all HEERF activities funded from the CARES Act, CRRSAA, and ARP (in the applicable reporting periods. Under 34 CFR 75.720(b), all HEERF grantees must submit a HEERF Annual Report. The failure to timely submit a HEERF Annual Report is a violation of the grantee's Certification and Agreement or Supplemental Agreement and may lead to adverse action.

Annual Reporting



Annual Report	Due Date	Applicable Reporting Period
First Annual Report	Early 2021	March 13, 2020 - December 31, 2020
Second Annual Report	Early 2022	January 1, 2021 - December 31, 2021
Third Annual Report	Early 2023	January 1, 2022 - December 31, 2022
Fourth Annual Report	Early 2024	January 1, 2023 - December 31, 2023

General Information



Institutions must provide complete answers to each question. However, for the second annual report covering January 1, 2021-December 31, 2021, institutions have the option of taking more time to submit answers to questions marked with a clock symbol 🕒. Institutions can submit answers to questions marked with a clock symbol 🕒 in early 2022 as part of the second annual report (in alignment with the table above) OR in early 2023 as part of the third annual reporting process. Starting with the third annual report, institutions must provide answers to all questions including those marked with a clock symbol 🕒 per the reporting schedule in the table above.

1) Institutional Identifiers and Contact Information:

a) Institution Name DUNS#

b) Identify the applicable OPEID(s) for this annual report:

OPEID

c) Identify the applicable IPEDS unitid(s) for this annual report:

Unitid

d) For this annual report, please report on these HEERF grant PR/Award Numbers:

2) Did you expend all of your HEERF I, II, & III funds available prior to the end of the reporting period, making this your final annual report?

Yes

No

Institutions that expended all of their HEERF funds in calendar year 2021 may need to finalize their calendar year 2021 reporting in early 2023 if they choose to delay reporting on the questions labeled with a clock symbol 🕒 until the early 2023 reporting timeframe.

No validation issues

Burden Statement



[Redacted Burden Statement content]



HEER Recipient Reporting Data Collection - Year Two

Submitted

Submitted: apagan@opto.inter.edu - 5/6/2022, 3:10:49 PM

Instructions



Annual Reporting



Page 1 - Websites



3) Reporting on institution websites:

a) HEERF quarterly reporting webpage URL:

Quarterly Reporting URL

.....

b) Student Portion Reporting: Provide all active website URLs posted by your campus, or by the institution on behalf of your campus(es), as required by the public posting requirement from the May 13, 2021 notice in the Federal Register for the student portion including any active URLs that provide archived information.

Student Portion URL

.....

Student Portion URL

.....

Student Portion URL

.....

See <https://www.federalregister.gov/d/2021-10196>.

c) Institutional Portion, (a)(1), (a)(2), and (a)(3) reporting: Provide all active website URLs posted by your campus, or by the institution on behalf of your campus(es), as required by the Quarterly Public Reporting Form for (HEERF I, II, III) (a)(1), (a)(2), and (a)(3) Institutional Portion including any active URLs that provide archived information.

Institutional Portion URL [https://www2.ed.gov/about/offices/list/ope/heerreporting.html](#) 2

Institutional Portion URL [https://www2.ed.gov/about/offices/list/ope/heerreporting.html](#) 1

Institutional Portion URL [https://www2.ed.gov/about/offices/list/ope/heerreporting.html](#) 2

Institutional Portion URL [https://www2.ed.gov/about/offices/list/ope/heerreporting.html](#) 2

See <https://www2.ed.gov/about/offices/list/ope/heerreporting.html>.

Checking Validation Status ...

Burden Statement





HEER Recipient Reporting Data Collection - Year Two

Submitted

Submitted: apagan@opto.inter.edu - 5/6/2022, 3:10:49 PM

Instructions



Annual Reporting



Page 2 - How Aid Helped



4) How has HEERF helped your institution and your students?

a) HEERF enabled my institution to continue offering planned programs (i.e., programs of study listed in our course catalog) that were at risk of discontinuation due to pandemic-related factors

Strongly disagree	Disagree	Neutral	Agree	Strongly agree	N/A	Unable to Determine
-------------------	----------	---------	-------	----------------	-----	---------------------

b) HEERF enabled my institution to keep student net prices similar to pre-pandemic levels

Strongly disagree	Disagree	Neutral	Agree	Strongly agree	N/A	Unable to Determine
-------------------	----------	---------	-------	----------------	-----	---------------------

Net price refers to costs covered by students and their families and is calculated by adding tuition, fees, books, supplies, and living costs and subtracting grant and/or scholarship aid (e.g., Pell grants, school-based grants, merit scholarships)

c) HEERF enabled my institution to keep students enrolled by providing them with electronic devices and Internet access

Strongly disagree	Disagree	Neutral	Agree	Strongly agree	N/A	Unable to Determine
-------------------	----------	---------	-------	----------------	-----	---------------------

d) HEERF enabled my institution to keep students enrolled who were at risk of dropping out due to pandemic-related factors by providing direct financial

support to students

Strongly disagree | Disagree | Neutral | Agree | Strongly agree | N/A | Unable to Determine

e) HEERF enabled my institution to keep faculty, staff, employees, and contractors at full salary levels who were at risk of unemployment due to pandemic-related factors

Strongly disagree | Disagree | Neutral | Agree | Strongly agree | N/A | Unable to Determine

f) HEERF enabled my institution to purchase COVID tests, health screening, and the healthcare needed to help students and faculty

Strongly disagree | Disagree | Neutral | Agree | Strongly agree | N/A | Unable to Determine

Checking Validation Status ...

Burden Statement





HEER Recipient Reporting Data Collection - Year Two

Submitted

Submitted: apagan@opto.inter.edu - 5/6/2022, 3:10:49 PM

Instructions



Annual Reporting



Page 3 - Aid Determination



5) How did your institution determine which students received emergency financial aid grants to students and how much each student would receive? Please indicate if any of the following strategies were used at least once during the reporting period

a) Did you ask students to apply for funds?

Yes

No

b) Did you use any institutional administrative data (pre-existing data that did not come from a HEERF-specific application form) in determining the amount of funds awarded to students?

Yes

No

i) Which of these student factors did you prioritize in the grant determination process?

1) Enrollment intensity (i.e., full-time/part-time status, number of credits the student is taking, etc.)

Yes

No

2) Location (i.e., branch campus)

Yes

No

3) Pell Grant eligibility Yes No

4) FAFSA data elements Yes No

a) Which FAFSA data elements did you use?

i) FAFSA Family Income Yes No

ii) Estimated Family Contribution Yes No

iii) Independent/Dependent status Yes No

5) On-campus/distance education status Yes No

6) On-campus/off-campus living arrangements Yes No

7) Academic level Yes No

8) Other Yes No

c) Did your institution use a specific methodology to calculate award amounts that is captured in a flowchart, set of equations, a formula, or other documentation? Yes No

Upload PDF/MS Word document instructions, directions, or guidance. Include screenshots of relevant websites

The grantee has uploaded 2 file(s) in response to this question.

File Name	Size	Last Modified
english-arp-metohodology-final.pdf	227.6 KB	5/5/2022, 11:50:51 AM
english-crrsaa-methodology-final.pdf	211.5 KB	5/5/2022, 11:50:51 AM

Checking Validation Status ...

Burden Statement





HEER Recipient Reporting Data Collection - Year Two

Submitted

Submitted: apagan@opto.inter.edu - 5/6/2022, 3:10:49 PM

Instructions



Annual Reporting



Page 4 - Aid Distribution



6) How did your institution distribute the emergency financial aid grants to students?

a) Checks

Yes

No

b) Electronic funds transfer /Direct deposit

Yes

No

c) Debit cards

Yes

No

d) Payment apps

Yes

No

e) Other

Yes

No

Checking Validation Status ...

Burden Statement





HEER Recipient Reporting Data Collection - Year Two

Submitted

Submitted: apagan@opto.inter.edu - 5/6/2022, 3:10:49 PM

Instructions



Annual Reporting



Page 5 - Emergency Grants - Guidance



- 7) Did your institution provide any instructions, directions, or guidance to students (e.g., FAQs) about the emergency financial aid grants upon disbursement?

Yes

No

Upload PDF/MS Word document instructions, directions, or guidance. Include screenshots of relevant websites

The grantee has uploaded 5 file(s) in response to this question.

File Name	Size	Last Modified
1-faq-crrsaa-2021.pdf	90.7 KB	5/5/2022, 11:54:37 AM
2-carta-estudiantes-crrsaa-03022021.pdf	388.7 KB	5/5/2022, 11:54:41 AM
3-faq-arp-act-2021.pdf	113.4 KB	5/5/2022, 11:54:37 AM
4-carta-estudiantes-arp-act-09162021.pdf	130.1 KB	5/5/2022, 11:54:37 AM
5-carta-estudiantes-arp-act-12092021.pdf	121.5 KB	5/5/2022, 11:54:37 AM

Checking Validation Status ...

Burden Statement





HEER Recipient Reporting Data Collection - Year Two

Submitted

Submitted: apagan@opto.inter.edu - 5/6/2022, 3:10:49 PM

Instructions



Annual Reporting



Page 6 - Emergency Grants - Counts, Student, and Institution Funds



8) **What percentage of students received emergency grants and how much did students receive in emergency grants by fund type and student type?**

Note: In early 2022, for the second annual report covering January 1, 2021-December 31, 2021, institutions have the option of taking more time to submit answers to questions marked with a clock symbol 🕒. Institutions can submit answers to questions marked with a clock symbol 🕒 in early 2022 as part of the second annual report (in alignment with the reporting schedule at the beginning of this data collection form) OR in early 2023 along with reporting the third annual report

a) **Complete the following table:**

When IPEDS definitions apply (categories labeled with "(IPEDS categories)" in the form), use the same category for each student that is used to report to IPEDS. For the second and third annual HEERF reports (reporting on calendar years 2021 and 2022 in early 2022 and early 2023 respectively), if a student is not reported to IPEDS, for example because they are not enrolled for credit in courses that could lead to an award, then report that student under "Students not categorized in IPEDS." In the fourth, and fifth annual HEERF reports "Students not categorized in IPEDS" will no longer be an option in the form and institutions will need to track all of their students (regardless of if they would be included in IPEDS enrollment counts) and categorize them using the IPEDS classification methodology

Emergency Financial Aid Grants Awarded to Students: Report only disbursements related to Emergency Financial Aid Grants including using those grants to satisfy outstanding accounts. Any disbursements unrelated to Emergency Financial Aid Grants should not be included in the reported expenditures

Number of Students

How many students were enrolled? (unduplicated count for the reporting period)

Number of Undergraduate₆ full-time₇ Pell grant recipients₈

0

Number of Undergraduate₆ full-time₇ Non-Pell grant recipients₉

0

Number of Undergraduate₆ part-time Pell grant recipients

0

Number of Undergraduate₆ part-time Non-Pell grant recipients

0

Number of Graduate full-time recipients

270

Number of Graduate part-time recipients

2

Total number of Students

272

Number of HEERF Student Recipients – Emergency Grants to Students (unduplicated)
How many students received HEERF emergency financial aid grants? (unduplicated across all HEERF sections)

Number of Undergraduate₆ full-time₇ Pell grant recipients₈

0

Number of Undergraduate₆ full-time₇ Non-Pell grant recipients₉

0

Number of Undergraduate₆ part-time Pell grant recipients

0

Number of Undergraduate₆ part-time Non-Pell grant recipients

0

Number of Graduate full-time recipients

262

Number of Graduate part-time recipients

1

Total number of Students

263

HEERF (a)(1) Student Aid Portion Amount Disbursed

**What was the amount disbursed directly to students as
Emergency Financial Aid Grants?**

Amount disbursed to Undergraduate₆ full-time₇ Pell grant recipients₈

\$0

Amount disbursed to Undergraduate₆ full-time₇ Non-Pell grant recipients₉

\$0

Amount disbursed to Undergraduate₆ part-time Pell grant recipients

\$0

Amount disbursed to₆ part-time Non-Pell grant recipients

\$0

Amount disbursed to Graduate full-time recipients

\$ 110,981

Amount disbursed to Graduate part-time recipients

\$ 232

Total amount disbursed to Students

\$111,213.00

HEERF (a)(1) Student Aid Portion Amount Disbursed

What was the amount of Emergency Financial Aid Grants applied to satisfy student's outstanding account balance upon receiving affirmative written consent from students to do so?

If funds were not used for this purpose, report \$0. Include only amounts that benefited students who directly received Emergency Financial Aid Grants.

Amount disbursed to Undergraduate₆ full-time₇ Pell grant recipients₈

\$0

Amount disbursed to Undergraduate₆ full-time₇ Non-Pell grant recipients₉

\$0

Amount disbursed to Undergraduate₆ part-time Pell grant recipients

\$0

Amount disbursed to Undergraduate₆ part-time Non-Pell grant recipients

\$0

Amount disbursed to Graduate full-time recipients

\$0

Amount disbursed to Graduate part-time recipients

\$0

Total amount disbursed to Students

\$0.00

HEERF (a)(1) Institutional Portion Amount Disbursed

What was the amount disbursed directly to students as Emergency Financial Aid Grants?

Amount disbursed to Undergraduate₆ full-time₇ Pell grant recipients₈

\$0

Amount disbursed to Undergraduate₆ full-time₇ Non-Pell grant recipients₉

\$0

Amount disbursed to Undergraduate₆ part-time Pell grant recipients

\$0

Amount disbursed to Undergraduate₆ part-time Non-Pell grant recipients

\$0

Amount disbursed to Graduate full-time recipients

\$ 7,131

Amount disbursed to Graduate part-time recipients

\$0

Total amount disbursed to Students

\$7,131.00

HEERF (a)(1) Institutional Portion Amount Disbursed

What was the amount of Emergency Financial Aid Grants applied to satisfy student's outstanding account balances?

If funds were not used for this purpose, report \$0. Include only amounts that benefited students who directly received Emergency Financial Aid Grants.

Amount disbursed to Undergraduate₆ full-time₇ Pell grant recipients₈

\$0

Amount disbursed to Undergraduate₆ full-time₇ Non-Pell grant recipients₉

\$0

Amount disbursed to Undergraduate₆ part-time Pell grant recipients

\$0

Amount disbursed to Undergraduate⁶ part-time Non-Pell grant recipients

\$0

Amount disbursed to Graduate full-time recipients

\$ 3,080

Amount disbursed to Graduate part-time recipients

\$0

Total amount disbursed to Students

\$3,080.00

⁶For students in both undergraduate and graduate categories, classify as a graduate student.

⁷For students who had multiple enrollment intensities, classify as full-time.

⁸Designate the student as a Pell grant recipient if the student was a Pell grant recipient at any time within the applicable reporting period.

⁹Includes non-FAFSA filers.

Checking Validation Status ...

Burden Statement





HEER Recipient Reporting Data Collection - Year Two

Submitted

Submitted: apagan@opto.inter.edu - 5/6/2022, 3:10:49 PM

Instructions



Annual Reporting



Page 7 - Emergency Grants - (a)(2), (a)(3), and (a)(4) Funds



- 8) What percentage of students received emergency grants and how much did students receive in emergency grants by fund type and student type?

Note: In early 2022, for the second annual report covering January 1, 2021-December 31, 2021, institutions have the option of taking more time to submit answers to questions marked with a clock symbol 🕒. Institutions can submit answers to questions marked with a clock symbol 🕒 in early 2022 as part of the second annual report (in alignment with the reporting schedule at the beginning of this data collection form) OR in early 2023 along with reporting the third annual report

- a) Complete the following table:

When IPEDS definitions apply (categories labeled with "(IPEDS categories)" in the form), use the same category for each student that is used to report to IPEDS. For the second and third annual HEERF reports (reporting on calendar years 2021 and 2022 in early 2022 and early 2023 respectively), if a student is not reported to IPEDS, for example because they are not enrolled for credit in courses that could lead to an award, then report that student under "Students not categorized in IPEDS." In the fourth, and fifth annual HEERF reports "Students not categorized in IPEDS" will no longer be an option in the form and institutions will need to track all of their students (regardless of if they would be included in IPEDS enrollment counts) and categorize them using the IPEDS classification methodology

Emergency Financial Aid Grants Awarded to Students: Report only disbursements related to Emergency Financial Aid Grants including using those grants to satisfy outstanding accounts. Any disbursements unrelated to Emergency Financial Aid Grants should not be included in the reported expenditures

	Undergraduate ⁶ full-time ⁷ Pell grant recipients ⁸	Undergraduate ⁶ full-time ⁷ Non- Pell grant recipients ⁹	Undergraduate ⁶ part-time Pell grant recipients	Undergraduate ⁶ part-time Non- Pell grant recipients	C r
<p>HEERF (a)(3) Amount Disbursed (FIPSE & SAIHE) What was the amount disbursed directly to students as Emergency Financial Aid Grants? <i>If funds were not used for this purpose, report \$0.</i></p> <p><i>Do NOT include funds from the Institutional Resilience and Expanded Postsecondary Opportunity (IREPO) funds as part of this annual performance report.</i></p>	<p>Amount \$0</p>	<p>Amount \$0</p>	<p>Amount \$0</p>	<p>Amount \$0</p>	

	Undergraduate ₆ full-time ₇ Pell grant recipients ₈	Undergraduate ₆ full-time ₇ Non- Pell grant recipients ₉	Undergraduate ₆ part-time Pell grant recipients	Undergraduate ₆ part-time Non- Pell grant recipients	
<p>HEERF (a)(3) Amount Disbursed (FIPSE & SAIHE) What was the amount of Emergency Financial Aid Grants applied to satisfy student's outstanding account balances?</p> <p><i>If funds were not used for this purpose, report \$0. Include only amounts that benefited students who directly received Emergency Financial Aid Grants.</i></p> <p><i>Do NOT include funds from the Institutional Resilience and Expanded Postsecondary Opportunity (IREPO) funds as part of this annual performance report.</i></p>	Amount \$0	Amount \$0	Amount \$0	Amount \$0	

HEERF (a)(3) Amount Disbursed (FIPSE & SAIHE)

What was the amount disbursed directly to students as Emergency

Financial Aid Grants?

If funds were not used for this purpose, report \$0.

Do NOT include funds from the Institutional Resilience and Expanded Postsecondary Opportunity (IREPO) funds as part of this annual performance report.

Amount disbursed to undergraduate₆ full-time₇ Pell grant recipients₈

\$0

Amount disbursed to undergraduate₆ full-time₇ Non-Pell grant recipients₉

\$0

Amount disbursed to undergraduate₆ part-time Pell grant recipients

\$0

Amount disbursed to undergraduate₆ part-time Non-Pell grant recipients

\$0

Amount disbursed to graduate full-time recipients

\$0

Amount disbursed to graduate part-time recipients

\$0

Total amount disbursed to Students

\$0.00

HEERF (a)(3) Amount Disbursed (FIPSE & SAIHE)

What was the amount of Emergency Financial Aid Grants applied to satisfy student's outstanding account balances?

If funds were not used for this purpose, report \$0. Include only amounts that benefited students who directly received Emergency Financial Aid Grants.

Do NOT include funds from the Institutional Resilience and Expanded Postsecondary Opportunity (IREPO) funds as part of this annual performance report.

Amount disbursed to undergraduate₆ full-time₇ Pell grant recipients₈

\$0

Amount disbursed to undergraduate⁶ full-time⁷ Non-Pell grant recipients⁹

\$0

Amount disbursed to undergraduate⁶ part-time Pell grant recipients

\$0

Amount disbursed to undergraduate⁶ part-time Non-Pell grant recipients

\$0

Amount disbursed to graduate full-time recipients

\$0

Amount disbursed to graduate part-time recipients

\$0

Total amount disbursed Students

\$0.00

⁶For students in both undergraduate and graduate categories, classify as a graduate student.

⁷For students who had multiple enrollment intensities, classify as full-time.

⁸Designate the student as a Pell grant recipient if the student was a Pell grant recipient at any time within the applicable reporting period.

⁹Includes non-FAFSA filers.

Checking Validation Status ...

Burden Statement





HEER Recipient Reporting Data Collection - Year Two

Submitted

Submitted: apagan@opto.inter.edu - 5/6/2022, 3:10:49 PM

Instructions

Annual Reporting

Page 8 - Emergency Grants - Min/Max, Calculated Totals, and Averages

- 8) What percentage of students received emergency grants and how much did students receive in emergency grants by fund type and student type?
Note: In early 2022, for the second annual report covering January 1, 2021-December 31, 2021, institutions have the option of taking more time to submit answers to questions marked with a clock symbol 🕒. Institutions can submit answers to questions marked with a clock symbol 🕒 in early 2022 as part of the second annual report (in alignment with the reporting schedule at the beginning of this data collection form) OR in early 2023 along with reporting the third annual report
- a) Complete the following table:
When IPEDS definitions apply (categories labeled with "(IPEDS categories)" in the form), use the same category for each student that is used to report to IPEDS. For the second and third annual HEERF reports (reporting on calendar years 2021 and 2022 in early 2022 and early 2023 respectively), if a student is not reported to IPEDS, for example because they are not enrolled for credit in courses that could lead to an award, then report that student under "Students not categorized in IPEDS." In the third, fourth, and fifth annual HEERF reports "Students not categorized in IPEDS" will no longer be an option in the form and institutions will need to track all of their students (regardless of if they would be included in IPEDS enrollment counts) and categorize them using the IPEDS classification methodology

Emergency Financial Aid Grants Awarded to Students: Report only disbursements related to Emergency Financial Aid Grants including using those grants to satisfy outstanding accounts. Any disbursements unrelated to Emergency Financial Aid Grants should not be included in the reported expenditures

Minimum and maximum award

Minimum (non-zero amount) combined (combined across HEERF

funds) amount awarded to any one student who received any HEERF funds.

Amount disbursed to undergraduate₆ full-time₇ Pell grant recipients₈

\$0

Amount disbursed to undergraduate₆ full-time₇ Non-Pell grant recipients₉

\$0

Amount disbursed to undergraduate₆ part-time Pell grant recipients

\$0

Amount disbursed to undergraduate₆ part-time Non-Pell grant recipients

\$0

Amount disbursed to graduate full-time recipients

\$ 100

Amount disbursed to graduate part-time recipients

\$ 232

Overall Minimum

\$100.00

Minimum and maximum award

Maximum combined (combined across HEERF funds) amount awarded to any one student who received any HEERF funds.

Amount disbursed to undergraduate₆ full-time₇ Pell grant recipients₈

\$0

Amount disbursed to undergraduate₆ full-time₇ Non-Pell grant recipients₉

\$0

Amount disbursed to undergraduate₆ part-time Pell grant recipients

\$0

Amount disbursed to undergraduate₆ part-time Non-Pell grant recipients

\$0

Amount disbursed to graduate full-time recipients

\$ 3,000

Amount disbursed to graduate part-time recipients

\$ 232

Overall Maximum

\$3,000.00

HEERF Amount of Grants Disbursed

What was the amount of grants disbursed to students through all HEERF funds?

Amount disbursed to undergraduate₆ full-time₇ Pell grant recipients₈

\$0.00

Amount disbursed to undergraduate₆ full-time₇ Non-Pell grant recipients₉

\$0.00

Amount disbursed to undergraduate₆ part-time Pell grant recipients

\$0.00

Amount disbursed to undergraduate₆ part-time Non-Pell grant recipients

\$0.00

Amount disbursed to graduate full-time recipients

\$121,192.00

Amount disbursed to graduate part-time recipients

\$232.00

Total amount disbursed to Students

\$121,424.00

Average HEERF Amount Awarded

Among students who received HEERF emergency financial aid grants, what was the average award amount per student?

Amount disbursed to undergraduate₆ full-time₇ Pell grant recipients₈

Amount disbursed to undergraduate₆ full-time₇ Non-Pell grant recipients₉

Amount disbursed to undergraduate₆ part-time Pell grant recipients

Amount disbursed to undergraduate₆ part-time Non-Pell grant recipients

Amount disbursed to graduate full-time recipients

\$462.56

Amount disbursed to graduate part-time recipients

\$232.00

Total amount disbursed to Students

\$461.69

⁶For students in both undergraduate and graduate categories, classify as a graduate student.

⁷For students who had multiple enrollment intensities, classify as full-time.

⁸Designate the student as a Pell grant recipient if the student was a Pell grant recipient at any time within the applicable reporting period.

⁹Includes non-FAFSA filers.

No validation issues

Burden Statement





HEER Recipient Reporting Data Collection - Year Two

Submitted

Submitted: apagan@opto.inter.edu - 5/6/2022, 3:10:49 PM

Instructions



Annual Reporting



Page 9 - Emergency Grants - Title IV



- 8) What percentage of students received emergency grants and how much did students receive in emergency grants by fund type and student type?

Note: In early 2022, for the second annual report covering January 1, 2021-December 31, 2021, institutions have the option of taking more time to submit answers to questions marked with a clock symbol 🕒. Institutions can submit answers to questions marked with a clock symbol 🕒 in early 2022 as part of the second annual report (in alignment with the reporting schedule at the beginning of this data collection form) OR in early 2023 along with reporting the third annual report


- b) 🕒 Among the students enrolled in your institution, how many were NOT Title IV eligible throughout their enrollment during the reporting period?

30


Based on the Department's Final Regulations issued on May 14, 2021 (86 FR 26608, available at <https://www.federalregister.gov/d/2021-10190>), students are not required to be eligible for Title IV student financial aid in order to receive HEERF emergency financial aid grants. Title IV eligibility for this question is based on the number of students for whom the institution has received an Institutional Student Information Record (ISIR) plus the number of students who completed any alternative form developed by the institution. In reporting these data, students should be classified as Title IV eligible if they were determined to be Title IV eligible at any point during the reporting period.

- i) 🕒 The percentage of students enrolled in your institution who were NOT Title IV eligible throughout their enrollment during the reporting period is

11.03%

c)  Among students who received emergency financial aid grants, how many were NOT Title IV eligible throughout their enrollment during the reporting period?

28

i)  The percentage of students who received emergency financial aid grants who were not Title IV eligible throughout their enrollment during the reporting period is

10.65%

No validation issues

Burden Statement





HEER Recipient Reporting Data Collection - Year Two

Submitted

Submitted: apagan@opto.inter.edu - 5/6/2022, 3:10:49 PM

Instructions



Annual Reporting



Page 10 - Emergency Grants - Race/Ethnicity



- 8) What percentage of students received emergency grants and how much did students receive in emergency grants by fund type and student type?

Note: In early 2022, for the second annual report covering January 1, 2021-December 31, 2021, institutions have the option of taking more time to submit answers to questions marked with a clock symbol 🕒. Institutions can submit answers to questions marked with a clock symbol 🕒 in early 2022 as part of the second annual report (in alignment with the reporting schedule at the beginning of this data collection form) OR in early 2023 along with reporting the third annual report

- d) 🕒 What number of students were enrolled, what number received emergency grants, and how much grant aid did the students receive by IPEDS race/ethnicity categories?

American Indian or Alaska Native

Enrolled student count (unduplicated)

0

Number of students who received at least one Emergency Financial Aid Grant (unduplicated)

0

What was the total amount of Emergency Financial Aid Grants disbursed to students through all HEERF funds?

\$0

Average HEERF Amount Awarded

Asian

Enrolled student count (unduplicated)

35

Number of students who received at least one Emergency Financial Aid Grant (unduplicated)

34

What was the total amount of Emergency Financial Aid Grants disbursed to students through all HEERF funds?

\$ 16,070

Average HEERF Amount Awarded

\$472.65

Black or African American

Enrolled student count (unduplicated)

12

Number of students who received at least one Emergency Financial Aid Grant (unduplicated)

12

What was the total amount of Emergency Financial Aid Grants disbursed to students through all HEERF funds?

\$ 9,348

Average HEERF Amount Awarded

\$779.00

Hispanic/Latino

Enrolled student count (unduplicated)

83

Number of students who received at least one Emergency Financial Aid Grant (unduplicated)

81

What was the total amount of Emergency Financial Aid Grants disbursed to students through all HEERF funds?

\$ 39,902

Average HEERF Amount Awarded

\$492.62

Native Hawaiian or Other Pacific Islander

Enrolled student count (unduplicated)

8

Number of students who received at least one Emergency Financial Aid Grant (unduplicated)

8

What was the total amount of Emergency Financial Aid Grants disbursed to students through all HEERF funds?

\$ 2,920

Average HEERF Amount Awarded

\$365.00

White

Enrolled student count (unduplicated)

55

Number of students who received at least one Emergency Financial Aid Grant (unduplicated)

54

What was the total amount of Emergency Financial Aid Grants disbursed to students through all HEERF funds?

\$ 21,803

Average HEERF Amount Awarded

\$403.76

Two or more races

Enrolled student count (unduplicated)

0

Number of students who received at least one Emergency Financial Aid Grant (unduplicated)

0

What was the total amount of Emergency Financial Aid Grants disbursed to students through all HEERF funds?

\$0

Average HEERF Amount Awarded

Race/ethnicity unknown

Enrolled student count (unduplicated)

41

Number of students who received at least one Emergency Financial Aid Grant (unduplicated)

39

What was the total amount of Emergency Financial Aid Grants disbursed to students

through all HEERF funds?

\$ 16,000

Average HEERF Amount Awarded

\$410.26

Nonresident alien

Enrolled student count (unduplicated)

38

Number of students who received at least one Emergency Financial Aid Grant (unduplicated)

35

What was the total amount of Emergency Financial Aid Grants disbursed to students through all HEERF funds?

\$ 15,382

Average HEERF Amount Awarded

\$439.49

Students not categorized in IPEDS

Enrolled student count (unduplicated)

0

Number of students who received at least one Emergency Financial Aid Grant (unduplicated)

0

What was the total amount of Emergency Financial Aid Grants disbursed to students through all HEERF funds?

\$0

Average HEERF Amount Awarded

Checking Validation Status ...

Burden Statement





HEER Recipient Reporting Data Collection - Year Two

Submitted

Submitted: apagan@opto.inter.edu - 5/6/2022, 3:10:49 PM

Instructions



Annual Reporting



Page 11 - Emergency Grants - Gender and Age



- 8) What percentage of students received emergency grants and how much did students receive in emergency grants by fund type and student type?

Note: In early 2022, for the second annual report covering January 1, 2021-December 31, 2021, institutions have the option of taking more time to submit answers to questions marked with a clock symbol 🕒. Institutions can submit answers to questions marked with a clock symbol 🕒 in early 2022 as part of the second annual report (in alignment with the reporting schedule at the beginning of this data collection form) OR in early 2023 along with reporting the third annual report

- e) 🕒 What number of students were enrolled, what number received emergency grants, and how much grant aid did the students receive by IPEDS gender categories?

Men

Enrolled student count (unduplicated)

97

Number of students who received at least one Emergency Financial Aid Grant (unduplicated)

93

What was the total amount of grants disbursed to students through all HEERF funds?

\$ 44,288

Average HEERF Amount Awarded

\$476.22

Women

Enrolled student count (unduplicated)

175

Number of students who received at least one Emergency Financial Aid Grant (unduplicated)

170

What was the total amount of grants disbursed to students through all HEERF funds?

\$ 77,137

Average HEERF Amount Awarded

\$453.75

Students not categorized in IPEDS

Enrolled student count (unduplicated)

0

Number of students who received at least one Emergency Financial Aid Grant (unduplicated)

0

What was the total amount of grants disbursed to students through all HEERF funds?

\$0

Average HEERF Amount Awarded

grants and how much grant aid did the students receive by IPEDS age categories?

Institutions should follow IPEDS Fall enrollment guidelines (<https://nces.ed.gov/ipeds/use-the-data/survey-components/8/fall-enrollment>) for when to capture a student's age. For example, institutions operating on a traditional academic year calendar (semester, trimester, quarter, or 4-1-4) report Fall enrollment as of the institution's official fall reporting date or October 15. Institutions operating on a calendar that differs by program or that enrolls students on a continuous basis (referred to as program reporters) report Fall enrollment as students enrolled any time during the period August 1 and October 31.

Ages 25 and older

Enrolled student count (unduplicated)

225

Number of students who received at least one Emergency Financial Aid Grant (unduplicated)

217

What was the total amount of grants disbursed to students through all HEERF funds?

\$ 99,188

Average HEERF Amount Awarded

\$457.09

Ages 24 and younger

Enrolled student count (unduplicated)

47

Number of students who received at least one Emergency Financial Aid Grant (unduplicated)

46

What was the total amount of grants disbursed to students through all HEERF funds?

\$ 22,237

Average HEERF Amount Awarded

\$483.41

Age not available in administrative records (e.g., IPEDS, FAFSA, etc.)

Enrolled student count (unduplicated)

0

Number of students who received at least one Emergency Financial Aid Grant (unduplicated)

0

What was the total amount of grants disbursed to students through all HEERF funds?

\$0

Average HEERF Amount Awarded

No validation issues

Burden Statement





HEER Recipient Reporting Data Collection - Year Two

Submitted

Submitted: apagan@opto.inter.edu - 5/6/2022, 3:10:49 PM

Instructions



Annual Reporting



Page 12 - Institutional Expenditures



9) Institutional expenditures

- a) Has your institution designated HEERF program funds for a specific purpose or budget objective in future calendar years (for example, operation and maintenance of plant, academic programs, residential programs, future institutional aid)?

Yes	No
-----	----

- 2) If yes, provide the amount designated for a specific purpose or budget objective by calendar year and HEERF program fund

(a)(1) Institutional Portion

Calendar year 2022
\$ 29,666

Calendar year 2023
\$ 14,831

(a)(2) HBCUs, TCCUs, MSIs, SIP

Calendar year 2022
\$ 0

Calendar year 2023
\$ 0

(a)(3) FIPSE and SAIHE

- b) Provide the total amount of HEERF funds expended during the reporting period on each of the following categories:

Providing additional Emergency Financial Aid Grants to students.

A: _____	_____	_____
\$7,131.00	\$0.00	\$0.00

Explanatory Notes

Using Emergency Financial Aid Grants to cover student outstanding account balances for costs such as debt forgiveness, room, board, tuition, or fees.

A: _____	_____	_____
\$3,080.00	\$0.00	\$0.00

Explanatory Notes

Indirect cost recovery/facilities and administrative costs charged on the grants.

A: _____	_____	_____
\$0	\$0	\$0

Explanatory Notes

Covering the cost of providing additional technology hardware to students, such as laptops or tablets, or covering the added cost of technology fees.

A: _____	_____	_____
\$0	\$0	\$0

Explanatory Notes

Providing or subsidizing the costs of high-speed internet to students or faculty to transition to an online environment.

\$ 19,762

\$ 0

\$ 0

Explanatory Notes

Subsidizing off-campus housing costs due to dormitory closures or decisions to limit housing to one student per room; subsidizing housing costs to reduce housing density; paying for hotels or other off-campus housing for students who need to be isolated; paying travel expenses for students who need to leave campus early due to coronavirus infections or campus interruptions.

\$ 0

\$ 0

\$ 0

Explanatory Notes

Subsidizing food service to reduce density in eating facilities, to provide pre-packaged meals, or to add hours to food service operations to accommodate social distancing.

\$ 0

\$ 0

\$ 0

Explanatory Notes

Costs related to operating additional class sections to enable social distancing, such as those for hiring more instructors and increasing campus hours of operations.

\$ 0

\$ 0

\$ 17,607

Explanatory Notes

Campus safety and operations.

Including costs or expenses related to the disinfecting and cleaning of dorms and other campus facilities, purchases of personal protective equipment (PPE), purchases of cleaning supplies, adding personnel to increase the frequency of cleaning, the reconfiguration of facilities to promote social distancing, etc.

A
\$ 27,563

Explanatory Notes

Purchasing, leasing, or renting additional instructional equipment and supplies (such as laboratory equipment or computers) to reduce the number of students sharing equipment or supplies during a single class period and to provide time for disinfection between uses.

A
\$ 0

Explanatory Notes

Purchasing faculty and staff training in online instruction; or paying additional funds to staff who are providing training in addition to their regular job responsibilities.

A
\$ 0

Explanatory Notes

Purchasing, leasing, or renting additional equipment or software to enable distance learning, or upgrading campus wi-fi access or extending open networks to parking lots or public spaces, etc.

A
\$ 20,000

Explanatory Notes

Implementing evidence-based practices to monitor and suppress coronavirus in accordance with public health guidelines.

Including funding to cover the cost of vaccine distribution.

A:
\$0

Explanatory Notes

Conducting direct outreach to financial aid applicants about the opportunity to receive a financial aid adjustment due to the recent unemployment of a family member or independent student, or other circumstances, described in section 479A of the Higher Education Act of 1965.

A:
\$0

Explanatory Notes

Replacing lost revenue from all sources.

Please see the Department's HEERF Lost Revenue FAQs (March 19, 2021) for more information regarding what may be appropriately included in an estimate of lost revenue.

A:
\$0

Explanatory Notes

Other Uses of (a)(1) Institutional Portion funds.

A:
\$0

Explanatory Notes

Other uses of (a)(2) or (a)(3) funds, if applicable.

\$0

\$0

Explanatory Notes

Annual Institutional Expenditures for each Program

\$77,536.00

\$0.00

\$168,352.00

Total of Institutional Annual Expenditures

\$245,888.00

No validation issues

Burden Statement





HEER Recipient Reporting Data Collection - Year Two

Submitted

Submitted: apagan@opto.inter.edu - 5/6/2022, 3:10:49 PM

Instructions



Annual Reporting



Page 13 - Lost Revenue



- c) Estimate how much of the lost revenue reported above came from revenue lost from each of the following sources:

These categories are the categories described in Question 3 of the HEERF Lost Revenue FAQs (March 19, 2021, available at <https://www2.ed.gov/about/offices/list/ope/heerflostrevenuefaqs.pdf>).

Academic Resources
Estimated Amount
\$0

Unpaid student accounts receivable or other student account debts (including tuition, fees, and institutional charges)
Estimated Amount
\$0

Room and board
Estimated Amount
\$0

Enrollment declines, including reduced tuition, fees, and institutional charges
Estimated Amount
\$0

Supported research
Estimated Amount
\$0

Summer terms and camps
Estimated Amount
\$0

Auxiliary services sources
Estimated Amount
\$0

Cancelled ancillary events
Estimated Amount
\$0

Disruption of food service
Estimated Amount
\$0

Dormitory services
Estimated Amount
\$0

Childcare services
Estimated Amount
\$0

Use of facilities or venues, including external events such as weddings, receptions, or conferences (other than facilities associated with sectarian instruction or religious worship)
Estimated Amount
\$0

Bookstore revenue
Estimated Amount
\$0

Parking revenue
Estimated Amount
\$0

Lease revenue
Estimated Amount
\$0

Royalties
Estimated Amount
\$0

Other operating revenue
Estimated Amount
\$0

Total (a)(1) lost revenue funds
\$0

Total (a)(2) lost revenue funds
\$0

Total (a)(3) lost revenue funds
\$0

TOTAL LOST REVENUE HEERF
\$0.00

Estimated amounts need to sum to amounts reported in 9b

No validation issues

Burden Statement





HEER Recipient Reporting Data Collection - Year Two

Submitted

Submitted: apagan@opto.inter.edu - 5/6/2022, 3:10:49 PM

Instructions



Annual Reporting



Page 14 - Enrollment - Academic



- 10) Provide the unduplicated count of students who were enrolled at least once as a degree/certificate seeking student within the reporting period and their enrollment status at the end reporting period. The three statuses (completed, withdrawn, and still enrolled) need to add up to the total number of students enrolled.

Calendar year 2021



- a) Complete the following table for the applicable reporting period

Academic level

UNDERGRADUATE STUDENTS

For students in both undergraduate and graduate categories, classify as a graduate student

Number of degree/certificate seeking students

0

Number of degree/cert. seeking students who completed a program at your institution

Students Completed

0

Number of degree/cert. seeking students who did not complete but were still enrolled at your institution

Students Did Not Complete

0

Number of degree/cert. seeking students who did not complete and withdrew from your institution

Students Withdrew

0

Academic level

GRADUATE STUDENTS

For students in both undergraduate and graduate categories, classify as a graduate student

Number of degree/certificate seeking students

Number of degree/cert. seeking students who completed a program at your institution

Students Completed

29

Number of degree/cert. seeking students who did not complete but were still enrolled at your institution

Students Did Not Complete

203

Number of degree/cert. seeking students who did not complete and withdrew from your institution

Students Withdrew

40

Pell grant status (undergraduates only) 

PELL GRANT RECIPIENTS

Designate the student as a Pell grant recipient if the student was a Pell grant recipient at any time within the applicable reporting period

Number of degree/certificate seeking students

Number of degree/cert. seeking students who completed a program at your institution

Students Completed

0

Number of degree/cert. seeking students who did not complete but were still enrolled at your institution

Students Did Not Complete

0

Number of degree/cert. seeking students who did not complete and withdrew from your institution

Students Withdrew

0

Pell grant status (undergraduates only) 

NON-PELL GRANT RECIPIENTS

Designate the student as a Pell grant recipient if the student was a Pell grant recipient at any time within the applicable reporting period

Number of degree/certificate seeking students

0

Number of degree/cert. seeking students who completed a program at your institution

Students Completed

0

Number of degree/cert. seeking students who did not complete but were still enrolled at your institution

Students Did Not Complete

0

Number of degree/cert. seeking students who did not complete and withdrew from your institution

Students Withdrew

0

Enrollment intensity 

PART-TIME

For students who had multiple enrollment intensities, classify as full-time

Number of degree/certificate seeking students

2

Number of degree/certificate seeking students who completed a program at your institution

Students Completed

1

Number of degree/certificate seeking students who did not complete but were still enrolled at your institution (i.e., last enrollment record at the end of the reporting period is not a withdraw record)

Students Did Not Complete

0

Number of degree/certificate seeking students who did not complete and withdrew from your institution (i.e., no completion record and the last enrollment record at the end of the reporting period is a withdraw record)

Students Withdrew

1

Enrollment intensity 

FULL-TIME

For students who had multiple enrollment intensities, classify as full-time

Number of degree/certificate seeking students

270

Number of degree/certificate seeking students who completed a program at your institution

Students Completed

28

Number of degree/certificate seeking students who did not complete but were still enrolled at your institution (i.e., last enrollment record at the end of the reporting period is not a withdraw record)

Students Did Not Complete

203

Number of degree/certificate seeking students who did not complete and withdrew from your institution (i.e., no completion record and the last enrollment record at the end of the reporting period is a withdraw record)

Students Withdrew

39

b) Complete the following table

This table provides a historical comparison point for the current reporting period and since it is historical information it does not have to be updated on an annual basis. Institutions should submit responses in the early 2022 data collection process. However, if institutions need more time, they can submit responses in the early 2023 data collection process

Academic level 

UNDERGRADUATE STUDENTS

For students in both undergraduate and graduate categories, classify as a graduate student

Number of degree/certificate seeking students

Degree/Cert Seeking Students

Number of degree/cert. seeking students who completed a program at your institution

Students Completed

Number of degree/cert. seeking students who did not complete but were still enrolled at your institution

Students Did Not Complete

Number of degree/cert. seeking students who did not complete and withdrew from your institution

Students Withdrew

Academic level 

GRADUATE STUDENTS

For students in both undergraduate and graduate categories, classify as a graduate student

Number of degree/certificate seeking students

Degree/Cert Seeking Students

Number of degree/cert. seeking students who completed a program at your institution

Students Completed

Number of degree/cert. seeking students who did not complete but were still enrolled at your institution

Students Did Not Complete

Number of degree/cert. seeking students who did not complete and withdrew from your institution

Students Withdrew

Pell grant status (undergraduates only) 

PELL GRANT RECIPIENTS

Designate the student as a Pell grant recipient if the student was a Pell grant recipient at any time within the applicable reporting period

Number of degree/certificate seeking students

Degree/Cert Seeking Students

Number of degree/cert. seeking students who completed a program at your institution

Students Completed

Number of degree/cert. seeking students who did not complete but were still enrolled at your institution

Students Did Not Complete

Number of degree/cert. seeking students who did not complete and withdrew from your institution

Students Withdrew

Pell grant status (undergraduates only) 

NON-PELL GRANT RECIPIENTS

Designate the student as a Pell grant recipient if the student was a Pell grant recipient at any time within the applicable reporting period

Number of degree/certificate seeking students

Degree/Cert Seeking Students

Number of degree/cert. seeking students who completed a program at your institution

Students Completed

Number of degree/cert. seeking students who did not complete but were still enrolled at your institution

Students Did Not Complete

Number of degree/cert. seeking students who did not complete and withdrew from your institution

Students Withdrew

Enrollment intensity 

PART-TIME

For students who had multiple enrollment intensities, classify as full-time

Number of degree/certificate seeking students

Degree/Cert Seeking Students

Number of degree/certificate seeking students who completed a program at your institution

Students Completed

Number of degree/certificate seeking students who did not complete but were still enrolled at your institution (i.e., last enrollment record at the end of the reporting period is not a withdraw record)

Students Did Not Complete

Number of degree/certificate seeking students who did not complete and withdrew from your institution (i.e., no completion record and the last enrollment record at the end of the reporting period is a withdraw record)

Students Withdrew

Enrollment intensity 

FULL-TIME

For students who had multiple enrollment intensities, classify as full-time

Number of degree/certificate seeking students

Degree/Cert Seeking Students

Number of degree/certificate seeking students who completed a program at your institution

Students Completed

Number of degree/certificate seeking students who did not complete but were still enrolled at your institution (i.e., last enrollment record at the end of the reporting period is not a withdraw record)

Students Did Not Complete

Number of degree/certificate seeking students who did not complete and withdrew from your institution (i.e., no completion record and the last enrollment record at the end of the reporting period is a withdraw record)

Students Withdrew

Calendar year 2019



c) Complete the following table

This table provides a historical comparison point for the current reporting period and since it is historical information it does not have to be updated on an annual basis. Institutions should submit responses in the early 2022 data collection process. However, if institutions need more time, they can submit responses in the early 2023 data collection process

Academic level 

UNDERGRADUATE STUDENTS

For students in both undergraduate and graduate categories, classify as a graduate student

Number of degree/certificate seeking students

Degree/Cert Seeking Students

Number of degree/cert. seeking students who completed a program at your institution

Students Completed

Number of degree/cert. seeking students who did not complete but were still enrolled at your institution

Students Did Not Complete

Number of degree/cert. seeking students who did not complete and withdrew from your institution

Students Withdrew

Academic level 

GRADUATE STUDENTS

For students in both undergraduate and graduate categories, classify as a graduate student

Number of degree/certificate seeking students

Degree/Cert Seeking Students

Number of degree/cert. seeking students who completed a program at your institution

Students Completed

Number of degree/cert. seeking students who did not complete but were still enrolled at your institution

Students Did Not Complete

Number of degree/cert. seeking students who did not complete and withdrew from your institution

Students Withdrew

Pell grant status (undergraduates only) 

PELL GRANT RECIPIENTS

Designate the student as a Pell grant recipient if the student was a Pell grant recipient at any time within the applicable reporting period

Number of degree/certificate seeking students

Degree/Cert Seeking Students

Number of degree/cert. seeking students who completed a program at your institution

Students Completed

Number of degree/cert. seeking students who did not complete but were still enrolled at your institution

Students Did Not Complete

Number of degree/cert. seeking students who did not complete and withdrew from your institution

Students Withdrew

Pell grant status (undergraduates only) 

NON-PELL GRANT RECIPIENTS

Designate the student as a Pell grant recipient if the student was a Pell grant recipient at any time within the applicable reporting period

Number of degree/certificate seeking students

Degree/Cert Seeking Students

Number of degree/cert. seeking students who completed a program at your institution

Students Completed

Number of degree/cert. seeking students who did not complete but were still enrolled at your institution

Students Did Not Complete

Number of degree/cert. seeking students who did not complete and withdrew from your institution

Students Withdrew

Enrollment intensity 

PART-TIME

For students who had multiple enrollment intensities, classify as full-time

Number of degree/certificate seeking students

Degree/Cert Seeking Students

Number of degree/certificate seeking students who completed a program at your institution

Students Completed

Number of degree/certificate seeking students who did not complete but were still enrolled at your institution (i.e., last enrollment record at the end of the reporting period is not a withdraw record)

Students Did Not Complete

Number of degree/certificate seeking students who did not complete and withdrew from your institution (i.e., no completion record and the last enrollment record at the end of the reporting period is a withdraw record)

Students Withdrew

Enrollment intensity 

FULL-TIME

For students who had multiple enrollment intensities, classify as full-time

Number of degree/certificate seeking students

Degree/Cert Seeking Students

Number of degree/certificate seeking students who completed a program at your institution

Students Completed

Number of degree/certificate seeking students who did not complete but were still enrolled at your institution (i.e., last enrollment record at the end of the reporting period is not a withdraw record)

Students Did Not Complete

Number of degree/certificate seeking students who did not complete and withdrew from your institution (i.e., no completion record and the last enrollment record at the end of the reporting period is a withdraw record)

Students Withdrew

No validation issues





HEER Recipient Reporting Data Collection - Year Two

Submitted

Submitted: apagan@opto.inter.edu - 5/6/2022, 3:10:49 PM

Instructions



Annual Reporting



Page 15 - Enrollment - Race



- 10) Provide the unduplicated count of students who were enrolled at least once as a degree/certificate seeking student within the reporting period and their enrollment status at the end reporting period. The three statuses (completed, withdrawn, and still enrolled) need to add up to the total number of students enrolled.

Calendar year 2021



- a) Complete the following table for the applicable reporting period

Race/ethnicity (IPEDS categories)

AMERICAN INDIAN OR ALASKA NATIVE

0


Students Completed

0

Students Did Not Complete

0

Students Withdrew
0

Race/ethnicity (IPEDS categories) 
ASIAN

Students Completed
3

Students Completed
3

Students Did Not Complete
27

Students Withdrew
5

Race/ethnicity (IPEDS categories) 
BLACK OR AFRICAN AMERICAN

Students Completed
0

Students Completed
0

Students Did Not Complete
11

Students Withdrew
1

Race/ethnicity (IPEDS categories) 
HISPANIC/LATINO

Students Completed
6

Students Completed
6

Students Did Not Complete
65

Students Withdrew
12

Race/ethnicity (IPEDS categories) 

NATIVE HAWAIIAN OR OTHER PACIFIC ISLANDER

8

Students Completed
0

Students Did Not Complete
8

Students Withdrew
0

Race/ethnicity (IPEDS categories) 

WHITE

55

Students Completed
5

Students Did Not Complete
41

Students Withdrew
9

Race/ethnicity (IPEDS categories) 

TWO OR MORE RACES

0

Students Completed
0

Students Did Not Complete
0

Students Withdrew
0


Race/ethnicity (IPEDS categories) 
RACE/ETHNICITY UNKNOWN

41

Students Completed
11

Students Did Not Complete
24

Students Withdrew
6

Race/ethnicity (IPEDS categories) 
NONRESIDENT ALIEN

38

Students Completed
4

Students Did Not Complete
27

Students Withdrew
7

Calendar year 2020 



b) **Complete the following table**

This table provides a historical comparison point for the current reporting period and since it is historical information it does not have to be updated on an annual basis. Institutions should submit responses in the early 2022 data collection process. However, if institutions need more time, they can submit responses in the early 2023 data collection process

Race/ethnicity (IPEDS categories) 

AMERICAN INDIAN OR ALASKA NATIVE

Degree/Cert Seeking Students

Students Completed

Students Did Not Complete

Students Withdraw

Race/ethnicity (IPEDS categories) 

ASIAN

Degree/Cert Seeking Students

Students Completed

Students Did Not Complete

Students Withdraw

Race/ethnicity (IPEDS categories) 

BLACK OR AFRICAN AMERICAN

Degree/Cert Seeking Students

Students Completed

Students Did Not Complete

Students Withdraw

Race/ethnicity (IPEDS categories) 

HISPANIC/LATINO

Degree/Cert Seeking Students

Students Completed

Students Did Not Complete

Students Withdraw

Race/ethnicity (IPEDS categories) 

NATIVE HAWAIIAN OR OTHER PACIFIC ISLANDER

Degree/Cert Seeking Students

Students Completed

Students Did Not Complete

Students Withdraw

Race/ethnicity (IPEDS categories) 

WHITE

Degree/Cert Seeking Students

Students Completed

Students Did Not Complete

Students Withdraw

Race/ethnicity (IPEDS categories) 

TWO OR MORE RACES

Degree/Cert Seeking Students

Students Completed

Students Did Not Complete

Students Withdraw

Race/ethnicity (IPEDS categories) 

RACE/ETHNICITY UNKNOWN

Degree/Cert Seeking Students

Students Completed

Students Did Not Complete

Students Withdraw

Race/ethnicity (IPEDS categories) 

NONRESIDENT ALIEN

Degree/Cert Seeking Students

Students Completed

Students Did Not Complete

Students Withdraw

c) Complete the following table

This table provides a historical comparison point for the current reporting period and since it is historical information it does not have to be updated on an annual basis. Institutions should submit responses in the early 2022 data collection process. However, if institutions need more time, they can submit responses in the early 2023 data collection process

Race/ethnicity (IPEDS categories) 

AMERICAN INDIAN OR ALASKA NATIVE

Degree/Cert Seeking Students

Students Completed

Students Did Not Complete

Students Withdraw

Race/ethnicity (IPEDS categories) 

ASIAN

Degree/Cert Seeking Students

Students Completed

Students Did Not Complete

Students Withdraw

Race/ethnicity (IPEDS categories) 

BLACK OR AFRICAN AMERICAN

Degree/Cert Seeking Students

Students Completed

Students Did Not Complete

Students Withdraw

Race/ethnicity (IPEDS categories) 

HISPANIC/LATINO

Degree/Cert Seeking Students

Students Completed

Students Did Not Complete

Students Withdraw

Race/ethnicity (IPEDS categories) 

NATIVE HAWAIIAN OR OTHER PACIFIC ISLANDER

Degree/Cert Seeking Students

Students Completed

Students Did Not Complete

Students Withdraw

Race/ethnicity (IPEDS categories) 

WHITE

Degree/Cert Seeking Students

Students Completed

Students Did Not Complete

Students Withdraw

Race/ethnicity (IPEDS categories) 
TWO OR MORE RACES

Degree/Cert Seeking Students

Students Completed

Students Did Not Complete

Students Withdraw


Race/ethnicity (IPEDS categories) 
RACE/ETHNICITY UNKNOWN

Degree/Cert Seeking Students

Students Completed

Students Did Not Complete

Students Withdraw

Race/ethnicity (IPEDS categories) 
NONRESIDENT ALIEN

Degree/Cert Seeking Students

Students Completed

Students Did Not Complete

Students Withdrawn

Checking Validation Status ...

Burden Statement





HEER Recipient Reporting Data Collection - Year Two

Submitted

Submitted: apagan@opto.inter.edu - 5/6/2022, 3:10:49 PM

Instructions



Annual Reporting



Page 16 - Enrollment - Gender/Age



- 10) Provide the unduplicated count of students who were enrolled at least once as a degree/certificate seeking student within the reporting period and their enrollment status at the end reporting period. The three statuses (completed, withdrawn, and still enrolled) need to add up to the total number of students enrolled.

Calendar year 2021



- a) Complete the following table for the applicable reporting period

Gender (IPEDS categories)

WOMEN

Number of degree/certificate seeking students

175

Number of degree/certificate seeking students who completed a program at your institution

Students Completed
16

Number of degree/certificate seeking students who did not complete but

were still enrolled at your institution (i.e., last enrollment record at the end of the reporting period is not a withdraw record)

Students Did Not Complete

133

Number of degree/certificate seeking students who did not complete and withdrew from your institution (i.e., no completion record and the last enrollment record at the end of the reporting period is a withdraw record)

Students Withdrew

26

Gender (IPEDS categories) 

MEN

Number of degree/certificate seeking students

Number of degree/certificate seeking students who completed a program at your institution

Students Completed

13

Number of degree/certificate seeking students who did not complete but were still enrolled at your institution (i.e., last enrollment record at the end of the reporting period is not a withdraw record)

Students Did Not Complete

70

Number of degree/certificate seeking students who did not complete and withdrew from your institution (i.e., no completion record and the last enrollment record at the end of the reporting period is a withdraw record)

Students Withdrew

14

Age (IPEDS categories) 

AGES 25 AND OLDER

Number of degree/certificate seeking students

Number of degree/certificate seeking students who completed a program at your institution

Students Completed
25

Number of degree/certificate seeking students who did not complete but were still enrolled at your institution (i.e., last enrollment record at the end of the reporting period is not a withdraw record)

Students Did Not Complete
163

Number of degree/certificate seeking students who did not complete and withdrew from your institution (i.e., no completion record and the last enrollment record at the end of the reporting period is a withdraw record)

Students Withdrew
37

Age (IPEDS categories) 

AGES 24 AND YOUNGER

Number of degree/certificate seeking students

47

Number of degree/certificate seeking students who completed a program at your institution

Students Completed
4

Number of degree/certificate seeking students who did not complete but were still enrolled at your institution (i.e., last enrollment record at the end of the reporting period is not a withdraw record)

Students Did Not Complete
40

Number of degree/certificate seeking students who did not complete and withdrew from your institution (i.e., no completion record and the last enrollment record at the end of the reporting period is a withdraw record)

Students Withdrew
3

Age (IPEDS categories) 

AGE NOT AVAILABLE IN ADMINISTRATIVE RECORDS (E.G., IPEDS, FAFSA, ETC.)

Number of degree/certificate seeking students

0

Number of degree/certificate seeking students who completed a program at your institution

Students Completed

0

Number of degree/certificate seeking students who did not complete but were still enrolled at your institution (i.e., last enrollment record at the end of the reporting period is not a withdraw record)

Students Did Not Complete

0

Number of degree/certificate seeking students who did not complete and withdrew from your institution (i.e., no completion record and the last enrollment record at the end of the reporting period is a withdraw record)

Students Withdrew

0

Calendar year 2020



b) Complete the following table

This table provides a historical comparison point for the current reporting period and since it is historical information it does not have to be updated on an annual basis. Institutions should submit responses in the early 2022 data collection process. However, if institutions need more time, they can submit responses in the early 2023 data collection process

Gender (IPEDS categories) 

WOMEN

Number of degree/certificate seeking students enrolled during the calendar year

Degree/Cert Seeking Students

Number of degree/certificate seeking students who completed a program at your institution during the calendar year

Students Completed

Number of degree/certificate seeking students who did not complete calendar year but were still enrolled at your institution (i.e., last enrollment record at the end of the calendar year is not a withdraw record)

Students Did Not Complete

Number of degree/certificate seeking students who did not complete calendar year and withdrew from your institution (i.e., no completion record and the last enrollment record at the end of the calendar year is a withdraw record)

Students Withdrew

Gender (IPEDS categories) 

MEN

Number of degree/certificate seeking students enrolled during the calendar year

Degree/Cert Seeking Students

Number of degree/certificate seeking students who completed a program at your institution during the calendar year

Students Completed

Number of degree/certificate seeking students who did not complete calendar year but were still enrolled at your institution (i.e., last enrollment record at the end of the calendar year is not a withdraw record)

Students Did Not Complete

Number of degree/certificate seeking students who did not complete calendar year and withdrew from your institution (i.e., no completion record and the last enrollment record at the end of the calendar year is a withdraw record)

Students Withdrew

Age (IPEDS categories) 

AGES 25 AND OLDER

Number of degree/certificate seeking students enrolled during the calendar year

Degree/Cert Seeking Students

Number of degree/certificate seeking students who completed a program at your institution during the calendar year

Students Completed

Number of degree/certificate seeking students who did not complete calendar year but were still enrolled at your institution (i.e., last enrollment record at the end of the calendar year is not a withdraw record)

Students Did Not Complete

Number of degree/certificate seeking students who did not complete calendar year and withdrew from your institution (i.e., no completion record and the last enrollment record at the end of the calendar year is a withdraw record)

Students Withdrew

Age (IPEDS categories) 

AGES 24 AND YOUNGER

Number of degree/certificate seeking students enrolled during the calendar year

Degree/Cert Seeking Students

Number of degree/certificate seeking students who completed a program at your institution during the calendar year

Students Completed

Number of degree/certificate seeking students who did not complete calendar year but were still enrolled at your institution (i.e., last enrollment record at the end of the calendar year is not a withdraw record)

Students Did Not Complete

Number of degree/certificate seeking students who did not complete calendar year and withdrew from your institution (i.e., no completion record and the last enrollment record at the end of the calendar year is a withdraw record)

Students Withdraw

Age (IPEDS categories) ⓘ

AGE NOT AVAILABLE IN ADMINISTRATIVE RECORDS (E.G., IPEDS, FAFSA, ETC.)

Number of degree/certificate seeking students enrolled during the calendar year

Degree/Cert Seeking Students

Number of degree/certificate seeking students who completed a program at your institution during the calendar year

Students Completed

Number of degree/certificate seeking students who did not complete calendar year but were still enrolled at your institution (i.e., last enrollment record at the end of the calendar year is not a withdraw record)

Students Did Not Complete

Number of degree/certificate seeking students who did not complete calendar year and withdrew from your institution (i.e., no completion record and the last enrollment record at the end of the calendar year is a withdraw record)

Students Withdraw

Calendar year 2019 ⓘ



c) Complete the following table

This table provides a historical comparison point for the current reporting period and since it is historical information it does not have to be updated on an annual basis. Institutions should submit responses in the early 2022 data collection process. However, if institutions need more time, they can submit responses in the early 2023 data collection process

Gender (IPEDS categories) ⓘ

WOMEN

Number of degree/certificate seeking students enrolled during the calendar year

Degree/Cert Seeking Students

Number of degree/certificate seeking students who completed a program at your institution during the calendar year

Students Completed

Number of degree/certificate seeking students who did not complete calendar year but were still enrolled at your institution (i.e., last enrollment record at the end of the calendar year is not a withdraw record)

Students Did Not Complete

Number of degree/certificate seeking students who did not complete calendar year and withdrew from your institution (i.e., no completion record and the last enrollment record at the end of the calendar year is a withdraw record)

Students Withdrew

Gender (IPEDS categories) 

MEN

Number of degree/certificate seeking students enrolled during the calendar year

Degree/Cert Seeking Students

Number of degree/certificate seeking students who completed a program at your institution during the calendar year

Students Completed

Number of degree/certificate seeking students who did not complete calendar year but were still enrolled at your institution (i.e., last enrollment record at the end of the calendar year is not a withdraw record)

Students Did Not Complete

Number of degree/certificate seeking students who did not complete calendar year and withdrew from your institution (i.e., no completion

record and the last enrollment record at the end of the calendar year is a withdraw record)

Students Withdraw

Age (IPEDS categories) 

AGES 25 AND OLDER

Number of degree/certificate seeking students enrolled during the calendar year

Degree/Cert Seeking Students

Number of degree/certificate seeking students who completed a program at your institution during the calendar year

Students Completed

Number of degree/certificate seeking students who did not complete calendar year but were still enrolled at your institution (i.e., last enrollment record at the end of the calendar year is not a withdraw record)

Students Did Not Complete

Number of degree/certificate seeking students who did not complete calendar year and withdrew from your institution (i.e., no completion record and the last enrollment record at the end of the calendar year is a withdraw record)

Students Withdraw

Age (IPEDS categories) 

AGES 24 AND YOUNGER

Number of degree/certificate seeking students enrolled during the calendar year

Degree/Cert Seeking Students

Number of degree/certificate seeking students who completed a program at your institution during the calendar year

Students Completed

Number of degree/certificate seeking students who did not complete

calendar year but were still enrolled at your institution (i.e., last enrollment record at the end of the calendar year is not a withdraw record)

Students Did Not Complete

Number of degree/certificate seeking students who did not complete calendar year and withdrew from your institution (i.e., no completion record and the last enrollment record at the end of the calendar year is a withdraw record)

Students Withdrew

Age (IPEDS categories) 

**AGE NOT AVAILABLE IN ADMINISTRATIVE RECORDS
(E.G., IPEDS, FAFSA, ETC.)**

Number of degree/certificate seeking students enrolled during the calendar year

Degree/Cert Seeking Students

Number of degree/certificate seeking students who completed a program at your institution during the calendar year

Students Completed

Number of degree/certificate seeking students who did not complete calendar year but were still enrolled at your institution (i.e., last enrollment record at the end of the calendar year is not a withdraw record)

Students Did Not Complete

Number of degree/certificate seeking students who did not complete calendar year and withdrew from your institution (i.e., no completion record and the last enrollment record at the end of the calendar year is a withdraw record)

Students Withdrew

No validation issues

Burden Statement





HEER Recipient Reporting Data Collection - Year Two

Submitted

Submitted: apagan@opto.inter.edu - 5/6/2022, 3:10:49 PM

Instructions



Annual Reporting



Page 17 - FTE Positions



- 11) Provide the number of full-time equivalent (FTE) positions as of the listed reporting dates by IPEDS categories. (The number of FTE positions includes all staff regardless of whether the position is funded by Federal, State, local, or other funds—including instructional and non-instructional staff and contractors—and equals the sum of the number of full-time positions plus the full-time equivalent of the number of part-time positions).

Instructional Staff

An occupational category that is comprised of staff who are either: 1) Primarily Instruction or 2) Instruction combined with research and/or public service. The intent of the Instructional Staff category is to include all individuals whose primary occupation includes instruction at the institution.

a) Full-time equivalent (FTE) positions as of November 1, 2018	b) Full-time equivalent (FTE) positions as of November 1, 2019	c) Full-time equivalent (FTE) positions as of November 1, 2020
25	24	21
d) Full-time equivalent (FTE) positions as of November 1, 2021		
21		

Non-Instructional Staff

a) Full-time equivalent (FTE) positions as of November 1, 2018 43	b) Full-time equivalent (FTE) positions as of November 1, 2019 44	c) Full-time equivalent (FTE) positions as of November 1, 2020 43
d) Full-time equivalent (FTE) positions as of November 1, 2021 44		

No validation issues

Burden Statement





HEER Recipient Reporting Data Collection - Year Two

Submitted

Submitted: apagan@opto.inter.edu - 5/6/2022, 3:10:49 PM

Instructions



Annual Reporting



Page 18 - Accreditor Approval



12) Did your institution receive approval from your primary accreditor to offer distance education after the start of the national emergency?

a) Did your institution receive temporary approval from your primary accreditor to offer distance education?

Yes

No

b) Did your institution receive permanent approval from your primary accreditor to offer distance education?

Yes

No

c) Provide the name of your institution's primary accreditor that provided temporary and/or permanent approval

MSCHE

d) Are you accredited by an agency that does not have distance education within its scope of recognition and therefore relied on COVID-19 flexibilities to offer distance education?

Yes

No

No validation issues

Burden Statement





HEER Recipient Reporting Data Collection - Year Two

Submitted

Submitted: apagan@opto.inter.edu - 5/6/2022, 3:10:49 PM

Page 19 - Review ^

General Information v

Websites v

How Aid Helped v

Aid Determination v

Aid Distribution v

Emergency Grants - Guidance v

Emergency Grants - Counts, Student, and Institution Funds v

Emergency Grants - (a)(2), (a)(3), and (a)(4) Funds v

Emergency Grants - Min/Max, Calculated Totals, and Averages v

Emergency Grants - Title IV v

Emergency Grants - Race/Ethnicity v

[Emergency Grants – Gender and Age](#)



[Institutional Expenditures](#)



[Lost Revenue](#)



[Enrollment - Academic](#)



[Enrollment - Race](#)



[Enrollment - Gender/Age](#)



[FTE Positions](#)



[Accreditor Approval](#)





HEER Recipient Reporting Data Collection - Year Two

Submitted

Submitted: apagan@opto.inter.edu - 5/6/2022, 3:10:49 PM

Page 20 - Submission

This collection has no errors or warnings

Prime Level Data

No validation issues

Previous

Cancel